

Review: ODEs in R

Like Wednesday — But Slower

Mathew Kiang

1/27/2017

Goals for today

1. Review model code from Wednesday (line-by-line)

Goals for today

1. Review model code from Wednesday (line-by-line)
2. Visualize an SIR

Goals for today

1. Review model code from Wednesday (line-by-line)
2. Visualize an SIR
3. Modify an SIR (make SIS, add births/deaths)

Can you run this command with no errors?

```
library(deSolve)
```

Can you run this command with no errors?

```
library(deSolve)
```

Do you have the file from Canvas?

Download via Canvas

Also download from: <https://goo.gl/aSv6IO>

Tips

- In `RStudio` your code in the source panel (upper left) and use **CMD+Enter** or **Ctrl+Enter** to run it in the console
 - This allows you to build on old models without deleting your code

Tips

- In `RStudio` your code in the source panel (upper left) and use **CMD+Enter** or **Ctrl+Enter** to run it in the console
 - This allows you to build on old models without deleting your code
- Comment (#) your code as you build models (or as Caroline builds them)
 - Trust me, in a week you'll forget why you wrote something someday

Tips

- In `RStudio` your code in the source panel (upper left) and use **CMD+Enter** or **Ctrl+Enter** to run it in the console
 - This allows you to build on old models without deleting your code
- Comment (#) your code as you build models (or as Caroline builds them)
 - Trust me, in a week you'll forget why you wrote something someday
- Drawing the model and/or writing the equations first helps
 - A lot

Tips

- In `RStudio` your code in the source panel (upper left) and use **CMD+Enter** or **Ctrl+Enter** to run it in the console
 - This allows you to build on old models without deleting your code
- Comment (#) your code as you build models (or as Caroline builds them)
 - Trust me, in a week you'll forget why you wrote something someday
- Drawing the model and/or writing the equations first helps
 - A lot
- You will be given boilerplate code
 - Always

Tips

- In `RStudio` your code in the source panel (upper left) and use **CMD+Enter** or **Ctrl+Enter** to run it in the console
 - This allows you to build on old models without deleting your code
- Comment (#) your code as you build models (or as Caroline builds them)
 - Trust me, in a week you'll forget why you wrote something someday
- Drawing the model and/or writing the equations first helps
 - A lot
- You will be given boilerplate code
 - Always
- Use `?` to see the arguments for functions

Tips

- In `RStudio` your code in the source panel (upper left) and use **CMD+Enter** or **Ctrl+Enter** to run it in the console
 - This allows you to build on old models without deleting your code
- Comment (#) your code as you build models (or as Caroline builds them)
 - Trust me, in a week you'll forget why you wrote something someday
- Drawing the model and/or writing the equations first helps
 - A lot
- You will be given boilerplate code
 - Always
- Use `?` to see the arguments for functions
- It'll be ok. We don't expect you to be `R` masters

SIR Code Review

Let's go over each line

```

library(deSolve)

parms <- c(beta = 0.333, k = 3 , r = 0.333)
inits <- c(S = 499, I = 1, R = 0)
dt <- seq(0, 300, 1)

SIR <- function(t, x, parms){
  with(as.list(c(parms, x)), {

    dS <- - (beta * k * S * I) / (S + I + R)
    dI <- + (beta * k * S * I) / (S + I + R) - r * I
    dR <- r * I

    der <- c(dS, dI, dR)

    return(list(der))
  })
}

simulation <- as.data.frame(ode(y = inits, times = dt,
                              func = SIR, parms = parms))

```

Recall, this was the code for SIR models.

```

library(deSolve)

parms <- c(beta = 0.333, k = 3 , r = 0.333)
inits <- c(S = 499, I = 1, R = 0)
dt <- seq(0, 300, 1)

SIR <- function(t, x, parms){
  with(as.list(c(parms, x)), {

    dS <- - (beta * k * S * I) / (S + I + R)
    dI <- + (beta * k * S * I) / (S + I + R) - r * I
    dR <- r * I

    der <- c(dS, dI, dR)

    return(list(der))
  })
}

simulation <- as.data.frame(ode(y = inits, times = dt,
                              func = SIR, parms = parms))

```

Recall, this was the code for SIR models.

It is up on Canvas under Code.

```
library(deSolve)
```

```
parms <- c(beta = 0.333, k = 3 , r = 0.333)  
inits <- c(S = 499, I = 1, R = 0)  
dt <- seq(0, 300, 1)
```

```
SIR <- function(t, x, parms){  
  with(as.list(c(parms, x)), {
```

```
    dS <- - (beta * k * S * I) / (S + I + R)  
    dI <- + (beta * k * S * I) / (S + I + R) - r * I  
    dR <- r * I
```

```
    der <- c(dS, dI, dR)
```

```
    return(list(der))  
  })  
}
```

```
simulation <- as.data.frame(ode(y = inits, times = dt,  
                               func = SIR, parms = parms))
```

You'll need to modify things that are highlighted


```
library(deSolve)
```

```
parms <- c(beta = 0.333, k = 3 , r = 0.333)  
inits <- c(S = 499, I = 1, R = 0)  
dt <- seq(0, 300, 1)
```

```
SIR <- function(t, x, parms){  
  with(as.list(c(parms, x)), {
```

```
    dS <- - (beta * k * S * I) / (S + I + R)  
    dI <- + (beta * k * S * I) / (S + I + R) - r * I  
    dR <- r * I
```

```
    der <- c(dS, dI, dR)
```

```
    return(list(der))  
  })  
}
```

```
simulation <- as.data.frame(ode(y = inits, times = dt,  
                               func = SIR, parms = parms))
```

You'll need to modify things that are highlighted

We will give you the rest (most of it).

library(deSolve)

```
parms <- c(beta = 0.333, k = 3 , r = 0.333)
inits <- c(S = 499, I = 1, R = 0)
dt <- seq(0, 300, 1)

SIR <- function(t, x, parms){
  with(as.list(c(parms, x)), {

    dS <- - (beta * k * S * I) / (S + I + R)
    dI <- + (beta * k * S * I) / (S + I + R) - r * I
    dR <- r * I

    der <- c(dS, dI, dR)

    return(list(der))
  })
}

simulation <- as.data.frame(ode(y = inits, times = dt,
                               func = SIR, parms = parms))
```

library(deSolve)

```
parms <- c(beta = 0.333, k = 3 , r = 0.333)
inits <- c(S = 499, I = 1, R = 0)
dt <- seq(0, 300, 1)

SIR <- function(t, x, parms){
  with(as.list(c(parms, x)), {

    dS <- - (beta * k * S * I) / (S + I + R)
    dI <- + (beta * k * S * I) / (S + I + R) - r * I
    dR <- r * I

    der <- c(dS, dI, dR)

    return(list(der))
  })
}

simulation <- as.data.frame(ode(y = inits, times = dt,
                              func = SIR, parms = parms))
```

Just loads the `deSolve` library so you can use `ode()`

```
library(deSolve)
```

```
parms <- c(beta = 0.333, k = 3 , r = 0.333)
```

```
inits <- c(S = 499, I = 1, R = 0)
```

```
dt <- seq(0, 300, 1)
```

```
SIR <- function(t, x, parms){
```

```
  with(as.list(c(parms, x)), {
```

```
    dS <- - (beta * k * S * I) / (S + I + R)
```

```
    dI <- + (beta * k * S * I) / (S + I + R) - r * I
```

```
    dR <- r * I
```

```
    der <- c(dS, dI, dR)
```

```
    return(list(der))
```

```
  })
```

```
}
```

```
simulation <- as.data.frame(ode(y = inits, times = dt,  
                              func = SIR, parms = parms))
```

```
library(deSolve)
```

```
parms <- c(beta = 0.333, k = 3 , r = 0.333)
```

```
inits <- c(S = 499, I = 1, R = 0)
```

```
dt <- seq(0, 300, 1)
```

```
SIR <- function(t, x, parms){
```

```
  with(as.list(c(parms, x)), {
```

```
    dS <- - (beta * k * S * I) / (S + I + R)
```

```
    dI <- + (beta * k * S * I) / (S + I + R) - r * I
```

```
    dR <- r * I
```

```
    der <- c(dS, dI, dR)
```

```
    return(list(der))
```

```
  })
```

```
}
```

```
simulation <- as.data.frame(ode(y = inits, times = dt,  
                              func = SIR, parms = parms))
```

Make a vector of parameter = value pairs named parms

```
library(deSolve)
```

```
parms <- c(beta = 0.333, k = 3 , r = 0.333)
```

```
inits <- c(S = 499, I = 1, R = 0)
```

```
dt <- seq(0, 300, 1)
```

```
SIR <- function(t, x, parms){
```

```
  with(as.list(c(parms, x)), {
```

```
    dS <- - (beta * k * S * I) / (S + I + R)
```

```
    dI <- + (beta * k * S * I) / (S + I + R) - r * I
```

```
    dR <- r * I
```

```
    der <- c(dS, dI, dR)
```

```
    return(list(der))
```

```
  })
```

```
}
```

```
simulation <- as.data.frame(ode(y = inits, times = dt,  
                               func = SIR, parms = parms))
```

Make a vector of parameter = value pairs named parms

Every parameter you pass will require a value

```
library(deSolve)
```

```
parms <- c(beta = 0.333, k = 3 , r = 0.333)
```

```
inits <- c(S = 499, I = 1, R = 0)
```

```
dt <- seq(0, 300, 1)
```

```
SIR <- function(t, x, parms){
```

```
  with(as.list(c(parms, x)), {
```

```
    dS <- - (beta * k * S * I) / (S + I + R)
```

```
    dI <- + (beta * k * S * I) / (S + I + R) - r * I
```

```
    dR <- r * I
```

```
    der <- c(dS, dI, dR)
```

```
    return(list(der))
```

```
  })
```

```
}
```

```
simulation <- as.data.frame(ode(y = inits, times = dt,  
                              func = SIR, parms = parms))
```

Make a vector of parameter = value pairs named `parms`

Every parameter you pass will require a value

You'll need to add/remove from `parms` as your model dictates

```

library(deSolve)

parms <- c(beta = 0.333, k = 3 , r = 0.333)
inits <- c(S = 499, I = 1, R = 0)
dt <- seq(0, 300, 1)

SIR <- function(t, x, parms){
  with(as.list(c(parms, x)), {

    dS <- - (beta * k * S * I) / (S + I + R)
    dI <- + (beta * k * S * I) / (S + I + R) - r * I
    dR <- r * I

    der <- c(dS, dI, dR)

    return(list(der))
  })
}

simulation <- as.data.frame(ode(y = inits, times = dt,
                              func = SIR, parms = parms))

```



```

library(deSolve)

parms <- c(beta = 0.333, k = 3 , r = 0.333)
inits <- c(S = 499, I = 1, R = 0)
dt <- seq(0, 300, 1)

SIR <- function(t, x, parms){
  with(as.list(c(parms, x)), {

    dS <- - (beta * k * S * I) / (S + I + R)
    dI <- + (beta * k * S * I) / (S + I + R) - r * I
    dR <- r * I

    der <- c(dS, dI, dR)

    return(list(der))
  })
}

simulation <- as.data.frame(ode(y = inits, times = dt,
                              func = SIR, parms = parms))

```

Make a vector of compartment = population pairs named inits

```

library(deSolve)

parms <- c(beta = 0.333, k = 3 , r = 0.333)
inits <- c(S = 499, I = 1, R = 0)
dt <- seq(0, 300, 1)

SIR <- function(t, x, parms){
  with(as.list(c(parms, x)), {

    dS <- - (beta * k * S * I) / (S + I + R)
    dI <- + (beta * k * S * I) / (S + I + R) - r * I
    dR <- r * I

    der <- c(dS, dI, dR)

    return(list(der))
  })
}

simulation <- as.data.frame(ode(y = inits, times = dt,
                              func = SIR, parms = parms))

```

Make a vector of compartment = population pairs named inits

Every compartment will need some initial value

```

library(deSolve)

parms <- c(beta = 0.333, k = 3 , r = 0.333)
inits <- c(S = 499, I = 1, R = 0)
dt <- seq(0, 300, 1)

SIR <- function(t, x, parms){
  with(as.list(c(parms, x)), {

    dS <- - (beta * k * S * I) / (S + I + R)
    dI <- + (beta * k * S * I) / (S + I + R) - r * I
    dR <- r * I

    der <- c(dS, dI, dR)

    return(list(der))
  })
}

simulation <- as.data.frame(ode(y = inits, times = dt,
                             func = SIR, parms = parms))

```

Make a vector of compartment = population pairs named inits

Every compartment will need some initial value

Again, you'll need to add/remove from inits as your model changes

```
library(deSolve)
```

```
parms <- c(beta = 0.333, k = 3 , r = 0.333)
```

```
inits <- c(S = 499, I = 1, R = 0)
```

```
dt <- seq(0, 300, 1)
```

```
SIR <- function(t, x, parms){
```

```
  with(as.list(c(parms, x)), {
```

```
    dS <- - (beta * k * S * I) / (S + I + R)
```

```
    dI <- + (beta * k * S * I) / (S + I + R) - r * I
```

```
    dR <- r * I
```

```
    der <- c(dS, dI, dR)
```

```
    return(list(der))
```

```
  })
```

```
}
```

```
simulation <- as.data.frame(ode(y = inits, times = dt,  
                              func = SIR, parms = parms))
```

```

library(deSolve)

parms <- c(beta = 0.333, k = 3 , r = 0.333)
inits <- c(S = 499, I = 1, R = 0)
dt <- seq(0, 300, 1)

SIR <- function(t, x, parms){
  with(as.list(c(parms, x)), {

    dS <- - (beta * k * S * I) / (S + I + R)
    dI <- + (beta * k * S * I) / (S + I + R) - r * I
    dR <- r * I

    der <- c(dS, dI, dR)

    return(list(der))
  })
}

simulation <- as.data.frame(ode(y = inits, times = dt,
                             func = SIR, parms = parms))

```

Make a vector of time-steps named `dt` (equivalently, `dt <- 0:300`)

```

library(deSolve)

parms <- c(beta = 0.333, k = 3 , r = 0.333)
inits <- c(S = 499, I = 1, R = 0)
dt <- seq(0, 300, 1)

SIR <- function(t, x, parms){
  with(as.list(c(parms, x)), {

    dS <- - (beta * k * S * I) / (S + I + R)
    dI <- + (beta * k * S * I) / (S + I + R) - r * I
    dR <- r * I

    der <- c(dS, dI, dR)

    return(list(der))
  })
}

simulation <- as.data.frame(ode(y = inits, times = dt,
                              func = SIR, parms = parms))

```

Make a vector of time-steps named `dt` (equivalently, `dt <- 0:300`)

`seq(start, end, step)`

```

library(deSolve)

parms <- c(beta = 0.333, k = 3 , r = 0.333)
inits <- c(S = 499, I = 1, R = 0)
dt <- seq(0, 300, 1)

SIR <- function(t, x, parms){
  with(as.list(c(parms, x)), {

    dS <- - (beta * k * S * I) / (S + I + R)
    dI <- + (beta * k * S * I) / (S + I + R) - r * I
    dR <- r * I

    der <- c(dS, dI, dR)

    return(list(der))
  })
}

simulation <- as.data.frame(ode(y = inits, times = dt,
                             func = SIR, parms = parms))

```

Make a vector of time-steps named `dt` (equivalently, `dt <- 0:300`)

`seq(start, end, step)`

Want smaller time-steps? `seq(0, 300, .001)`

```

library(deSolve)

parms <- c(beta = 0.333, k = 3 , r = 0.333)
inits <- c(S = 499, I = 1, R = 0)
dt <- seq(0, 300, 1)

SIR <- function(t, x, parms){
  with(as.list(c(parms, x)), {

    dS <- - (beta * k * S * I) / (S + I + R)
    dI <- + (beta * k * S * I) / (S + I + R) - r * I
    dR <- r * I

    der <- c(dS, dI, dR)

    return(list(der))
  })
}

simulation <- as.data.frame(ode(y = inits, times = dt,
                              func = SIR, parms = parms))

```

Make a vector of time-steps named `dt` (equivalently, `dt <- 0:300`)

`seq(start, end, step)`

Want smaller time-steps? `seq(0, 300, .001)`

However, more time-steps (and finer time-steps) requires longer computational time


```

library(deSolve)

parms <- c(beta = 0.333, k = 3 , r = 0.333)
inits <- c(S = 499, I = 1, R = 0)
dt <- seq(0, 300, 1)

SIR <- function(t, x, parms){
  with(as.list(c(parms, x)), {

    dS <- - (beta * k * S * I) / (S + I + R)
    dI <- + (beta * k * S * I) / (S + I + R) - r * I
    dR <- r * I

    der <- c(dS, dI, dR)

    return(list(der))
  })
}

simulation <- as.data.frame(ode(y = inits, times = dt,
                              func = SIR, parms = parms))

```

Wrap up your model as a function

```
library(deSolve)
```

```
parms <- c(beta = 0.333, k = 3 , r = 0.333)
```

```
inits <- c(S = 499, I = 1, R = 0)
```

```
dt <- seq(0, 300, 1)
```

```
SIR <- function(t, x, parms){
```

```
  with(as.list(c(parms, x)), {
```

```
    dS <- - (beta * k * S * I) / (S + I + R)
```

```
    dI <- + (beta * k * S * I) / (S + I + R) - r * I
```

```
    dR <- r * I
```

```
    der <- c(dS, dI, dR)
```

```
    return(list(der))
```

```
  })
```

```
}
```

```
simulation <- as.data.frame(ode(y = inits, times = dt,  
                              func = SIR, parms = parms))
```

```

library(deSolve)

parms <- c(beta = 0.333, k = 3 , r = 0.333)
inits <- c(S = 499, I = 1, R = 0)
dt <- seq(0, 300, 1)

SIR <- function(t, x, parms){
  with(as.list(c(parms, x)), {

    dS <- - (beta * k * S * I) / (S + I + R)
    dI <- + (beta * k * S * I) / (S + I + R) - r * I
    dR <- r * I

    der <- c(dS, dI, dR)

    return(list(der))
  })
}

simulation <- as.data.frame(ode(y = inits, times = dt,
                              func = SIR, parms = parms))

```

This function is named `SIR` and takes inputs `t`, `x`, `parms`

```

library(deSolve)

parms <- c(beta = 0.333, k = 3 , r = 0.333)
inits <- c(S = 499, I = 1, R = 0)
dt <- seq(0, 300, 1)

SIR <- function(t, x, parms){
  with(as.list(c(parms, x)), {

    dS <- - (beta * k * S * I) / (S + I + R)
    dI <- + (beta * k * S * I) / (S + I + R) - r * I
    dR <- r * I

    der <- c(dS, dI, dR)

    return(list(der))
  })
}

simulation <- as.data.frame(ode(y = inits, times = dt,
                              func = SIR, parms = parms))

```

τ is the vector of time-steps

```
library(deSolve)
```

```
parms <- c(beta = 0.333, k = 3 , r = 0.333)
```

```
inits <- c(S = 499, I = 1, R = 0)
```

```
dt <- seq(0, 300, 1)
```

```
SIR <- function(t, x, parms){
```

```
  with(as.list(c(parms, x)), {
```

```
    dS <- - (beta * k * S * I) / (S + I + R)
```

```
    dI <- + (beta * k * S * I) / (S + I + R) - r * I
```

```
    dR <- r * I
```

```
    der <- c(dS, dI, dR)
```

```
    return(list(der))
```

```
  })
```

```
}
```

```
simulation <- as.data.frame(ode(y = inits, times = dt,  
                               func = SIR, parms = parms))
```

parms is the vector of parameters

```

library(deSolve)

parms <- c(beta = 0.333, k = 3 , r = 0.333)
inits <- c(S = 499, I = 1, R = 0)
dt <- seq(0, 300, 1)

SIR <- function(t, x, parms){
  with(as.list(c(parms, x)), {

    dS <- - (beta * k * S * I) / (S + I + R)
    dI <- + (beta * k * S * I) / (S + I + R) - r * I
    dR <- r * I

    der <- c(dS, dI, dR)

    return(list(der))
  })
}

simulation <- as.data.frame(ode(y = inits, times = dt,
                              func = SIR, parms = parms))

```

x is the current state of the model (required for `ode()` to work)

```

library(deSolve)

parms <- c(beta = 0.333, k = 3 , r = 0.333)
inits <- c(S = 499, I = 1, R = 0)
dt <- seq(0, 300, 1)

SIR <- function(t, x, parms){
  with(as.list(c(parms, x)), {

    dS <- - (beta * k * S * I) / (S + I + R)
    dI <- + (beta * k * S * I) / (S + I + R) - r * I
    dR <- r * I

    der <- c(dS, dI, dR)

    return(list(der))
  })
}

simulation <- as.data.frame(ode(y = inits, times = dt,
                              func = SIR, parms = parms))

```

NOTE: Don't change the order. You can — but just don't. (Trust me.)

```
library(deSolve)
```

```
parms <- c(beta = 0.333, k = 3 , r = 0.333)
```

```
inits <- c(S = 499, I = 1, R = 0)
```

```
dt <- seq(0, 300, 1)
```

```
SIR <- function(t, x, parms){
```

```
  with(as.list(c(parms, x)), {
```

```
    dS <- - (beta * k * S * I) / (S + I + R)
```

```
    dI <- + (beta * k * S * I) / (S + I + R) - r * I
```

```
    dR <- r * I
```

```
    der <- c(dS, dI, dR)
```

```
    return(list(der))
```

```
  })
```

```
}
```

```
simulation <- as.data.frame(ode(y = inits, times = dt,  
                              func = SIR, parms = parms))
```



```

library(deSolve)

parms <- c(beta = 0.333, k = 3 , r = 0.333)
inits <- c(S = 499, I = 1, R = 0)
dt <- seq(0, 300, 1)

SIR <- function(t, x, parms){
  with(as.list(c(parms, x)), {

    dS <- - (beta * k * S * I) / (S + I + R)
    dI <- + (beta * k * S * I) / (S + I + R) - r * I
    dR <- r * I

    der <- c(dS, dI, dR)

    return(list(der))
  })
}

simulation <- as.data.frame(ode(y = inits, times = dt,
                              func = SIR, parms = parms))

```

`c()` combines parms and x into one vector

```

library(deSolve)

parms <- c(beta = 0.333, k = 3 , r = 0.333)
inits <- c(S = 499, I = 1, R = 0)
dt <- seq(0, 300, 1)

SIR <- function(t, x, parms){
  with(as.list(c(parms, x)), {

    dS <- - (beta * k * S * I) / (S + I + R)
    dI <- + (beta * k * S * I) / (S + I + R) - r * I
    dR <- r * I

    der <- c(dS, dI, dR)

    return(list(der))
  })
}

simulation <- as.data.frame(ode(y = inits, times = dt,
                              func = SIR, parms = parms))

```

`c()` combines parms and x into one vector

`as.list()` converts that vector into a list

```

library(deSolve)

parms <- c(beta = 0.333, k = 3 , r = 0.333)
inits <- c(S = 499, I = 1, R = 0)
dt <- seq(0, 300, 1)

SIR <- function(t, x, parms){
  with(as.list(c(parms, x)), {

    dS <- - (beta * k * S * I) / (S + I + R)
    dI <- + (beta * k * S * I) / (S + I + R) - r * I
    dR <- r * I

    der <- c(dS, dI, dR)

    return(list(der))
  })
}

simulation <- as.data.frame(ode(y = inits, times = dt,
                              func = SIR, parms = parms))

```

`c()` combines `parms` and `x` into one vector

`as.list()` converts that vector into a list

`with()` allows everything in the `{ }` to be referred to by shorthand

```

library(deSolve)

parms <- c(beta = 0.333, k = 3 , r = 0.333)
inits <- c(S = 499, I = 1, R = 0)
dt <- seq(0, 300, 1)

SIR <- function(t, x, parms){
  with(as.list(c(parms, x)), {

    dS <- - (beta * k * S * I) / (S + I + R)
    dI <- + (beta * k * S * I) / (S + I + R) - r * I
    dR <- r * I

    der <- c(dS, dI, dR)

    return(list(der))
  })
}

simulation <- as.data.frame(ode(y = inits, times = dt,
                              func = SIR, parms = parms))

```

`c()` combines `parms` and `x` into one vector

`as.list()` converts that vector into a list

`with()` allows everything in the `{ }` to be referred to by shorthand

- Without `with()` you'd need to write `parms['k']`, `parms['beta']`, etc. every time

```

library(deSolve)

parms <- c(beta = 0.333, k = 3 , r = 0.333)
inits <- c(S = 499, I = 1, R = 0)
dt <- seq(0, 300, 1)

SIR <- function(t, x, parms){
  with(as.list(c(parms, x)), {

    dS <- - (beta * k * S * I) / (S + I + R)
    dI <- + (beta * k * S * I) / (S + I + R) - r * I
    dR <- r * I

    der <- c(dS, dI, dR)

    return(list(der))
  })
}

simulation <- as.data.frame(ode(y = inits, times = dt,
                              func = SIR, parms = parms))

```

These lines define your compartments.

```

library(deSolve)

parms <- c(beta = 0.333, k = 3 , r = 0.333)
inits <- c(S = 499, I = 1, R = 0)
dt <- seq(0, 300, 1)

SIR <- function(t, x, parms){
  with(as.list(c(parms, x)), {

    dS <- - (beta * k * S * I) / (S + I + R)
    dI <- + (beta * k * S * I) / (S + I + R) - r * I
    dR <- r * I

    der <- c(dS, dI, dR)

    return(list(der))
  })
}

simulation <- as.data.frame(ode(y = inits, times = dt,
                             func = SIR, parms = parms))

```

These lines define your compartments.

Know how to modify these.

```

library(deSolve)

parms <- c(beta = 0.333, k = 3 , r = 0.333)
inits <- c(S = 499, I = 1, R = 0)
dt <- seq(0, 300, 1)

SIR <- function(t, x, parms){
  with(as.list(c(parms, x)), {

    dS <- - (beta * k * S * I) / (S + I + R)
    dI <- + (beta * k * S * I) / (S + I + R) - r * I
    dR <- r * I

    der <- c(dS, dI, dR)

    return(list(der))
  })
}

simulation <- as.data.frame(ode(y = inits, times = dt,
                               func = SIR, parms = parms))

```

Collect compartments into `der` and return them as a list.

```

library(deSolve)

parms <- c(beta = 0.333, k = 3 , r = 0.333)
inits <- c(S = 499, I = 1, R = 0)
dt <- seq(0, 300, 1)

SIR <- function(t, x, parms){
  with(as.list(c(parms, x)), {

    dS <- - (beta * k * S * I) / (S + I + R)
    dI <- + (beta * k * S * I) / (S + I + R) - r * I
    dR <- r * I

    der <- c(dS, dI, dR)

    return(list(der))
  })
}

simulation <- as.data.frame(ode(y = inits, times = dt,
                              func = SIR, parms = parms))

```

Collect compartments into `der` and return them as a list.

`ode()` needs the function to return **something** as a list


```

library(deSolve)

parms <- c(beta = 0.333, k = 3 , r = 0.333)
inits <- c(S = 499, I = 1, R = 0)
dt <- seq(0, 300, 1)

SIR <- function(t, x, parms){
  with(as.list(c(parms, x)), {

    dS <- - (beta * k * S * I) / (S + I + R)
    dI <- + (beta * k * S * I) / (S + I + R) - r * I
    dR <- r * I

    der <- c(dS, dI, dR)

    return(list(der))
  })
}

simulation <- as.data.frame(ode(y = inits, times = dt,
                              func = SIR, parms = parms))

```

Collect compartments into `der` and return them as a list.

`ode()` needs the function to return **something** as a list

We just make a variable called `der` for convenience. We could do `return(list(c(dS, dI, dR)))`

```
library(deSolve)
```

```
parms <- c(beta = 0.333, k = 3 , r = 0.333)
```

```
inits <- c(S = 499, I = 1, R = 0)
```

```
dt <- seq(0, 300, 1)
```

```
SIR <- function(t, x, parms){
```

```
  with(as.list(c(parms, x)), {
```

```
    dS <- - (beta * k * S * I) / (S + I + R)
```

```
    dI <- + (beta * k * S * I) / (S + I + R) - r * I
```

```
    dR <- r * I
```

```
    der <- c(dS, dI, dR)
```

```
    return(list(der))
```

```
  })
```

```
}
```

```
simulation <- as.data.frame(ode(y = inits, times = dt,  
                              func = SIR, parms = parms))
```

```

library(deSolve)

parms <- c(beta = 0.333, k = 3 , r = 0.333)
inits <- c(S = 499, I = 1, R = 0)
dt <- seq(0, 300, 1)

SIR <- function(t, x, parms){
  with(as.list(c(parms, x)), {

    dS <- - (beta * k * S * I) / (S + I + R)
    dI <- + (beta * k * S * I) / (S + I + R) - r * I
    dR <- r * I

    der <- c(dS, dI, dR)

    return(list(der))
  })
}

simulation <- as.data.frame(ode(y = inits, times = dt,
                              func = SIR, parms = parms))

```

Run `ode()` on the model `SIR` with these `inits` and `parms`, for time `dt`

```

library(deSolve)

parms <- c(beta = 0.333, k = 3 , r = 0.333)
inits <- c(S = 499, I = 1, R = 0)
dt <- seq(0, 300, 1)

SIR <- function(t, x, parms){
  with(as.list(c(parms, x)), {

    dS <- - (beta * k * S * I) / (S + I + R)
    dI <- + (beta * k * S * I) / (S + I + R) - r * I
    dR <- r * I

    der <- c(dS, dI, dR)

    return(list(der))
  })
}

simulation <- as.data.frame(ode(y = inits, times = dt,
                              func = SIR, parms = parms))

```

Run `ode()` on the model `SIR` with these `inits` and `parms`, for time `dt`

Then save that output as a `data.frame()` in a variable called `simulation`.

What is in simulations?

What is in simulations?

How many rows/columns?

What is in simulations?

How many rows/columns?

What are they?

What is in simulations?

How many rows/columns?

What are they?

```
head(simulation, 10)
```

```
##      time      S      I      R
## 1      0 499.0000  1.000000  0.0000000
## 2      1 497.5874  1.940113  0.4724758
## 3      2 494.8637  3.749039  1.3873012
## 4      3 489.6624  7.189285  3.1483259
## 5      4 479.9111 13.588014  6.5008750
## 6      5 462.2423 25.004840 12.7528266
## 7      6 432.1079 43.903603 23.9884834
## 8      7 385.5990 71.432965 42.9680077
## 9      8 323.6259 104.204523 72.1695765
## 10     9 254.9172 133.138238 111.9445859
```


What is in simulations?

How many rows/columns?

What are they?

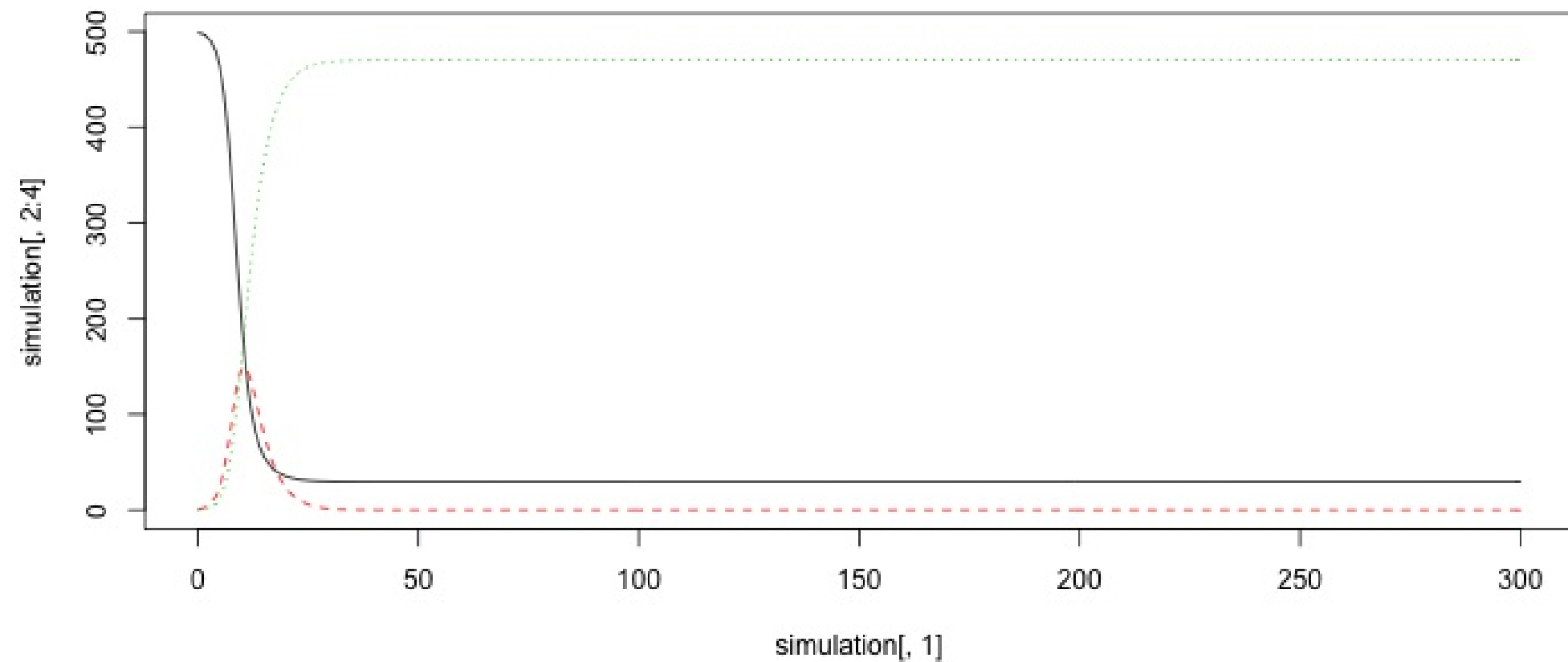
```
head(simulation, 10)
```

```
##      time      S      I      R
## 1      0 499.0000  1.000000  0.0000000
## 2      1 497.5874  1.940113  0.4724758
## 3      2 494.8637  3.749039  1.3873012
## 4      3 489.6624  7.189285  3.1483259
## 5      4 479.9111 13.588014  6.5008750
## 6      5 462.2423 25.004840 12.7528266
## 7      6 432.1079 43.903603 23.9884834
## 8      7 385.5990 71.432965 42.9680077
## 9      8 323.6259 104.204523 72.1695765
## 10     9 254.9172 133.138238 111.9445859
```

(Could also run `simulation[1:10,]`)

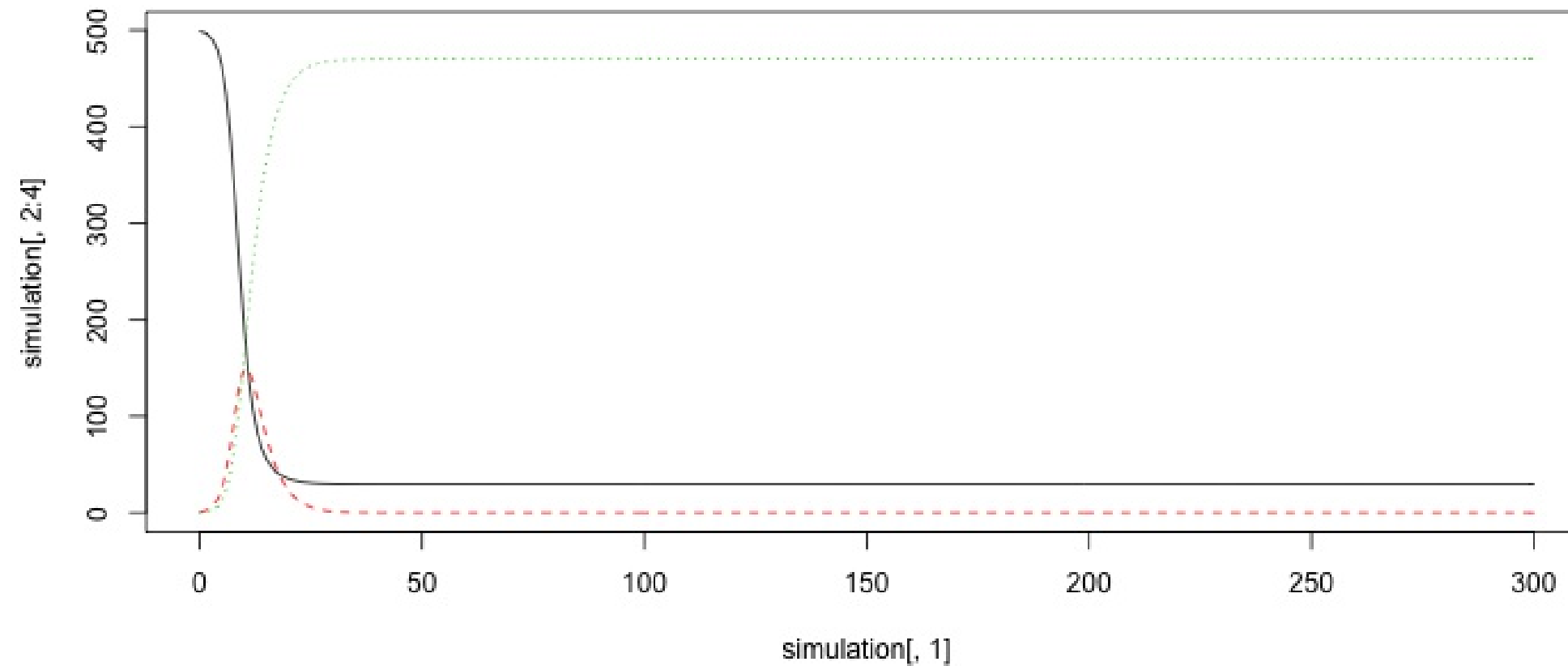
Visualize it

```
matplot(x = simulation[, 1], y = simulation[, 2:4], type = "l")
```



Visualize it

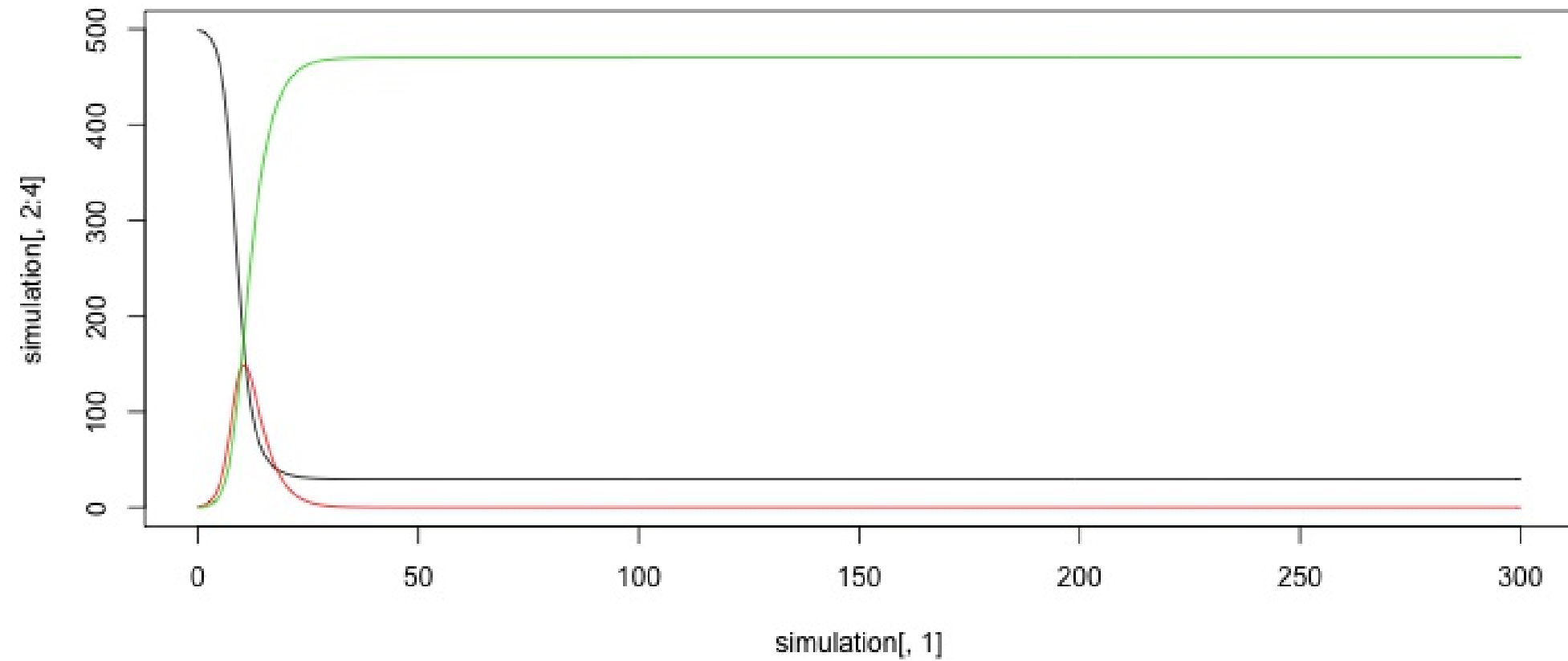
```
matplot(x = simulation[, 1], y = simulation[, 2:4], type = "l")
```



`matplot()` just plots one column (x) against other columns (y) of a matrix.

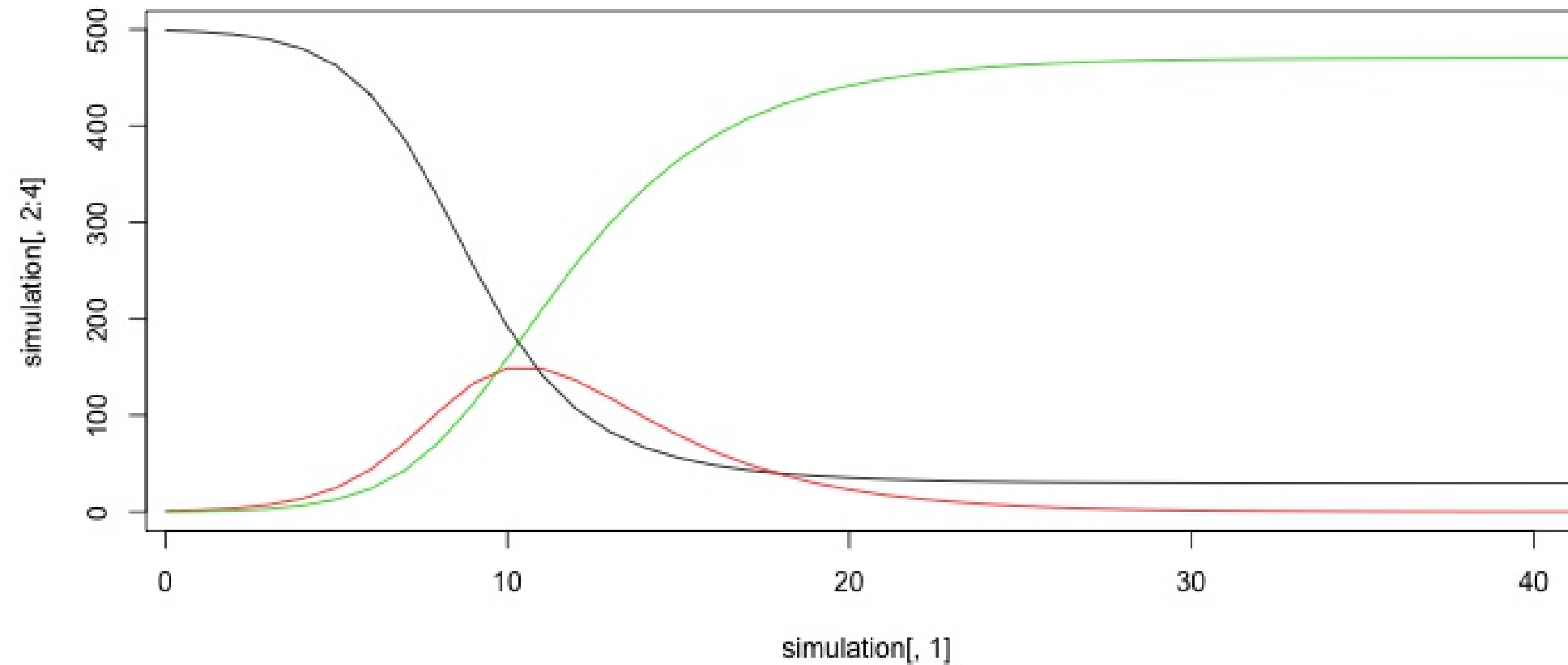
Visualize it (better)

```
matplot(x = simulation[, 1], y = simulation[, 2:4], type = "l",  
        lty = 1)
```



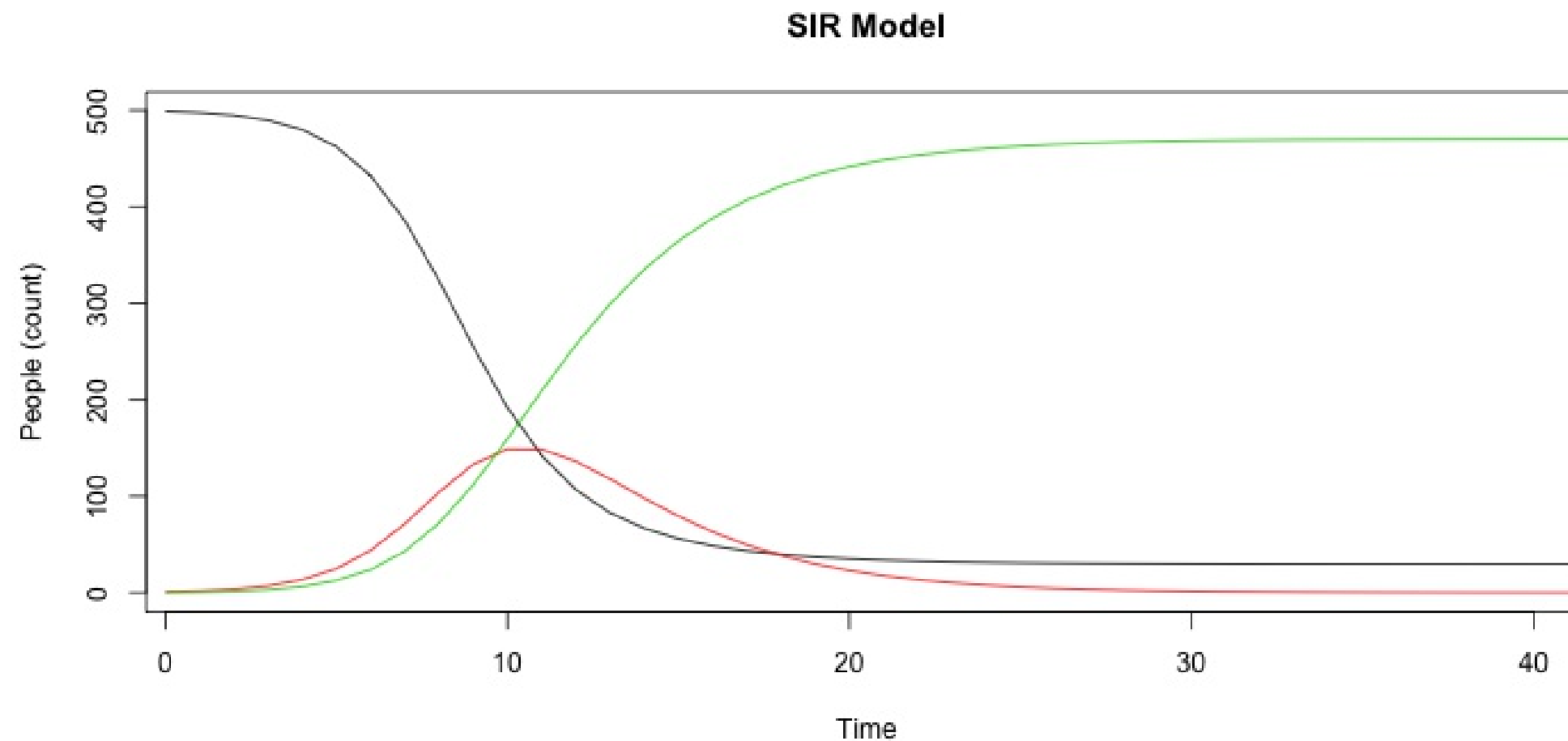
Visualize it (better-er)

```
matplot(x = simulation[, 1], y = simulation[, 2:4], type = "l",  
        lty = 1, xlim = c(1, 40))
```



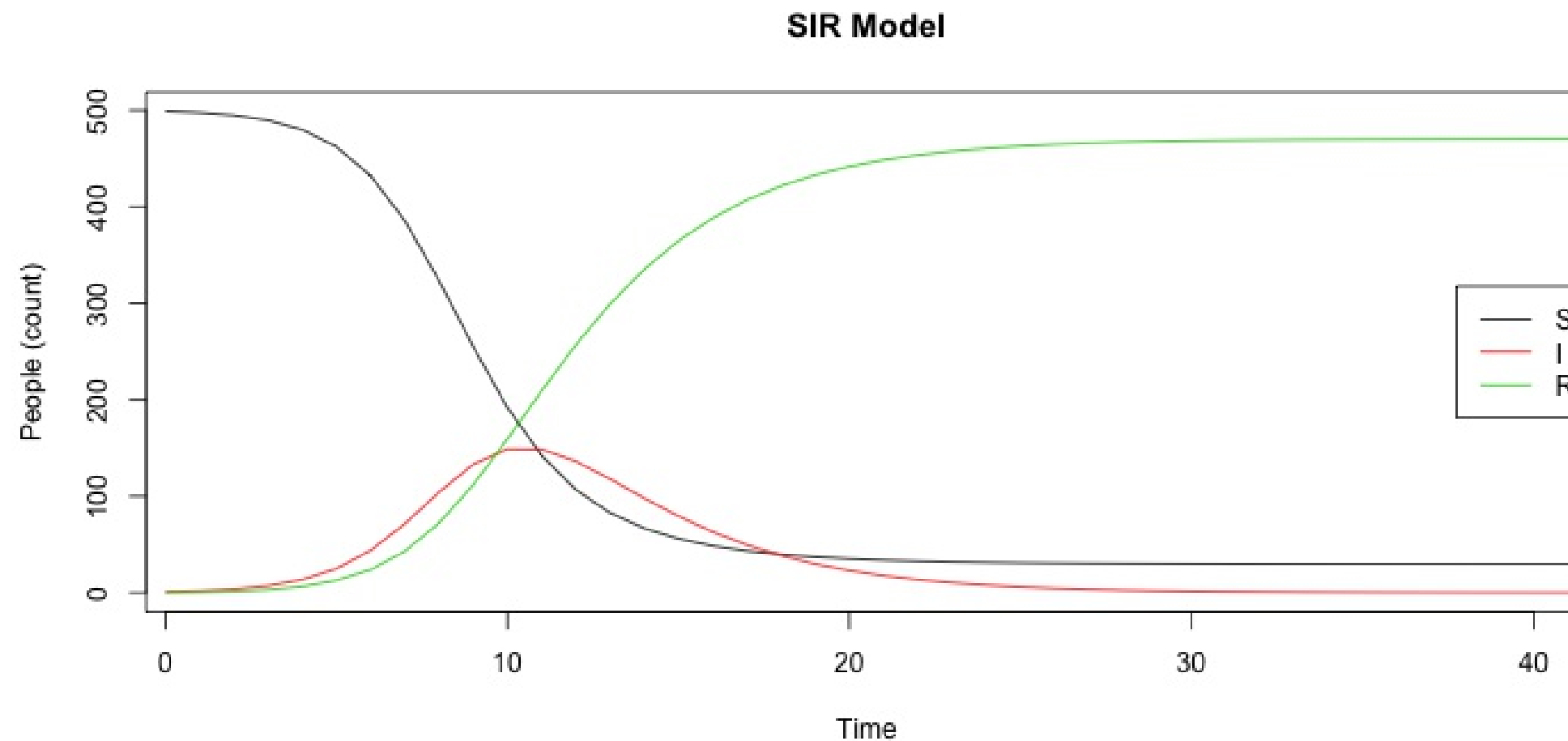
Visualize it (better-er-er)

```
matplot(x = simulation[, 1], y = simulation[, 2:4], type = "l",  
        lty = 1, xlim = c(1, 40),  
        xlab = "Time", ylab = "People (count)", main = "SIR Model")
```



Visualize it (best?)

```
matplot(x = simulation[, 1], y = simulation[, 2:4], type = "l",  
        lty = 1, xlim = c(1, 40),  
        xlab = "Time", ylab = "People (count)", main = "SIR Model")  
legend(x = "right", legend = c('S', 'I', 'R'), col = 1:3, lty = 1)
```



Visualize it

- See `?matplotlib` and `?legend` for more.

Visualize it

- See `?matplotlib` and `?legend` for more.
- Also can use `plot()` and `lines()` together.

Visualize it

- See `?matplotlib` and `?legend` for more.
- Also can use `plot()` and `lines()` together.

For really pretty graphs, see `ggplot2`.

- For example: <https://mkiang.shinyapps.io/DiseaseDynamics/>

Challenge Round

Let's modify our models

Make an SI model

```
parms <- c(beta = 0.333, k = 3 , r = 0.333)
inits <- c(S = 499, I = 1, R = 0)
dt <- seq(0, 300, 1)

SIR <- function(t, x, parms){
  with(as.list(c(parms, x)), {

    dS <- - (beta * k * S * I) / (S + I + R)
    dI <- + (beta * k * S * I) / (S + I + R) - r * I
    dR <- r * I

    der <- c(dS, dI, dR)

    return(list(der))
  })
}

simulation <- as.data.frame(ode(y = inits, times = dt,
                              func = SIR, parms = parms))
```

What needs to be modified?

Make an SI model

```
parms <- c(beta = 0.333, k = 3 , r = 0.333)
inits <- c(S = 499, I = 1, R = 0)
dt <- seq(0, 300, 1)

SIR <- function(t, x, parms){
  with(as.list(c(parms, x)), {

    dS <- - (beta * k * S * I) / (S + I + R)
    dI <- + (beta * k * S * I) / (S + I + R) - r * I
    dR <- r * I

    der <- c(dS, dI, dR)

    return(list(der))
  })
}

simulation <- as.data.frame(ode(y = inits, times = dt,
                              func = SIR, parms = parms))
```

What needs to be modified?

```

parms_si <- c(beta = 0.333, k = 3)
inits_si <- c(S = 499, I = 1)
dt <- seq(0, 300, 1)

SIR <- function(t, x, parms){
  with(as.list(c(parms, x)), {

    dS <- - (beta * k * S * I) / (S + I + R)
    dI <- + (beta * k * S * I) / (S + I + R) - r * I
    dR <- r * I

    der <- c(dS, dI, dR)

    return(list(der))
  })
}

simulation <- as.data.frame(ode(y = inits, times = dt,
                              func = SIR, parms = parms))

```

Remove R from parms and inits.

Also renamed them so we don't overwrite old parms and inits.

```

parms_si <- c(beta = 0.333, k = 3)
inits_si <- c(S = 499, I = 1)
dt <- seq(0, 300, 1)

SI <- function(t, x, parms){
  with(as.list(c(parms, x)), {

    N <- S + I
    dS <- - (beta * k * S * I) / N}}
    dI <- + (beta * k * S * I) / N

    der <- c(dS, dI)

    return(list(der))
  })
}

simulation <- as.data.frame(ode(y = inits, times = dt,
                               func = SIR, parms = parms))

```

Remove dR from from our model.

Also define N in one place so we don't have to modify it multiple times.

```

parms_si <- c(beta = 0.333, k = 3)
inits_si <- c(S = 499, I = 1)
dt <- seq(0, 300, 1)

SI <- function(t, x, parms){
  with(as.list(c(parms, x)), {

    N <- S + I
    dS <- - (beta * k * S * I) / N
    dI <- + (beta * k * S * I) / N

    der <- c(dS, dI)

    return(list(der))
  })
}

```

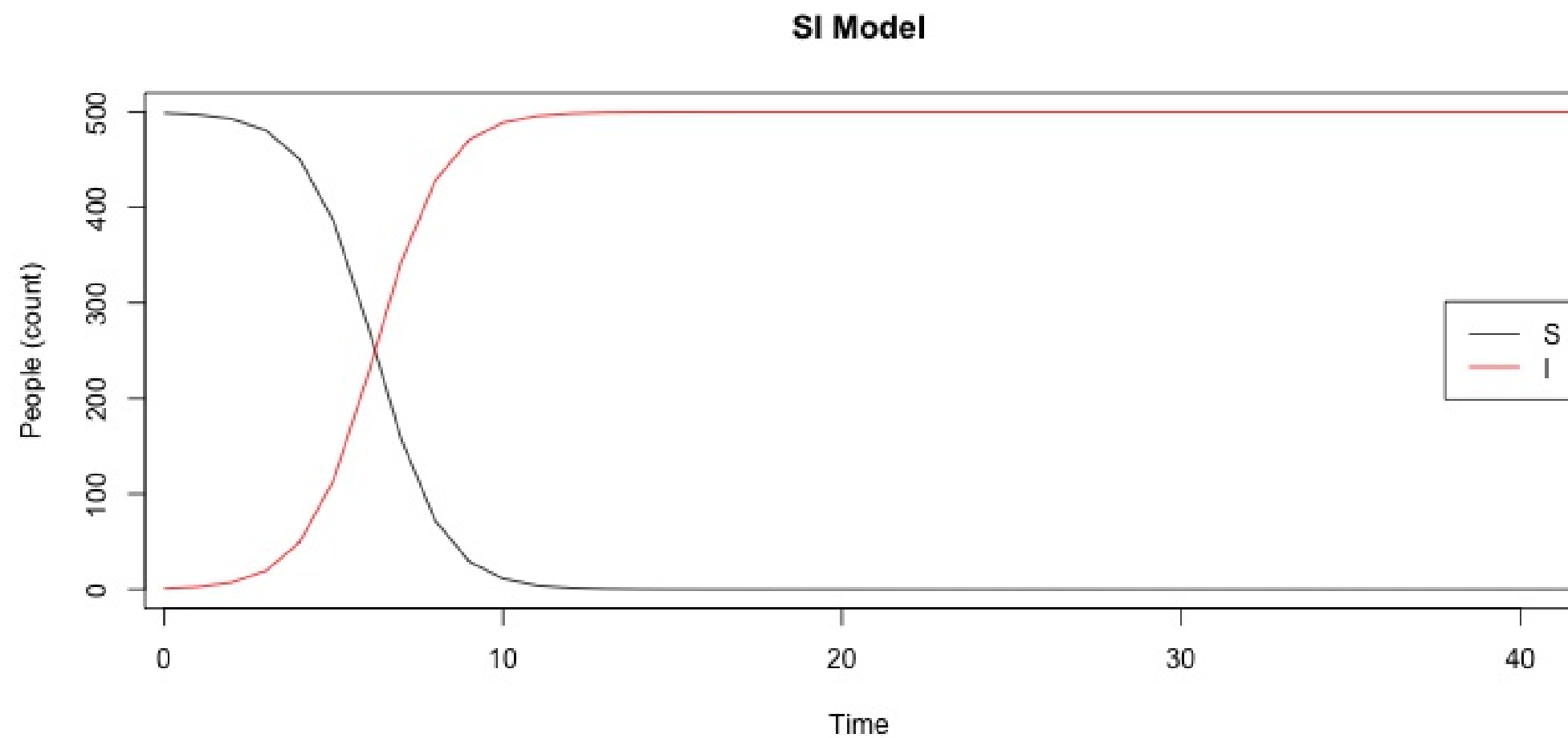
```

simulation_si <- as.data.frame(ode(y = inits_si, times = dt,
                                func = SI, parms = parms_si))

```

Save simulations in a new object and change `ode()` call to our new `parms`, `inits`, and `func`.


```
matplot(x = simulation_si[, 1], y = simulation_si[, 2:3], type = "l",  
        lty = 1, xlim = c(1, 40),  
        xlab = "Time", ylab = "People (count)",  
        main = "SI Model")  
legend(x = "right", legend = c('S', 'I'),  
       col = 1:2, lty = 1)
```



SIS

With a neighbor, make a model that allows for returning from I to S.

Example of SIS

```
parms_sis <- c(beta = 0.333, k = 3, alpha = .3)
inits_sis <- c(S = 499, I = 1)
dt <- seq(0, 300, 1)

SIS <- function(t, x, parms){
  with(as.list(c(parms, x)), {

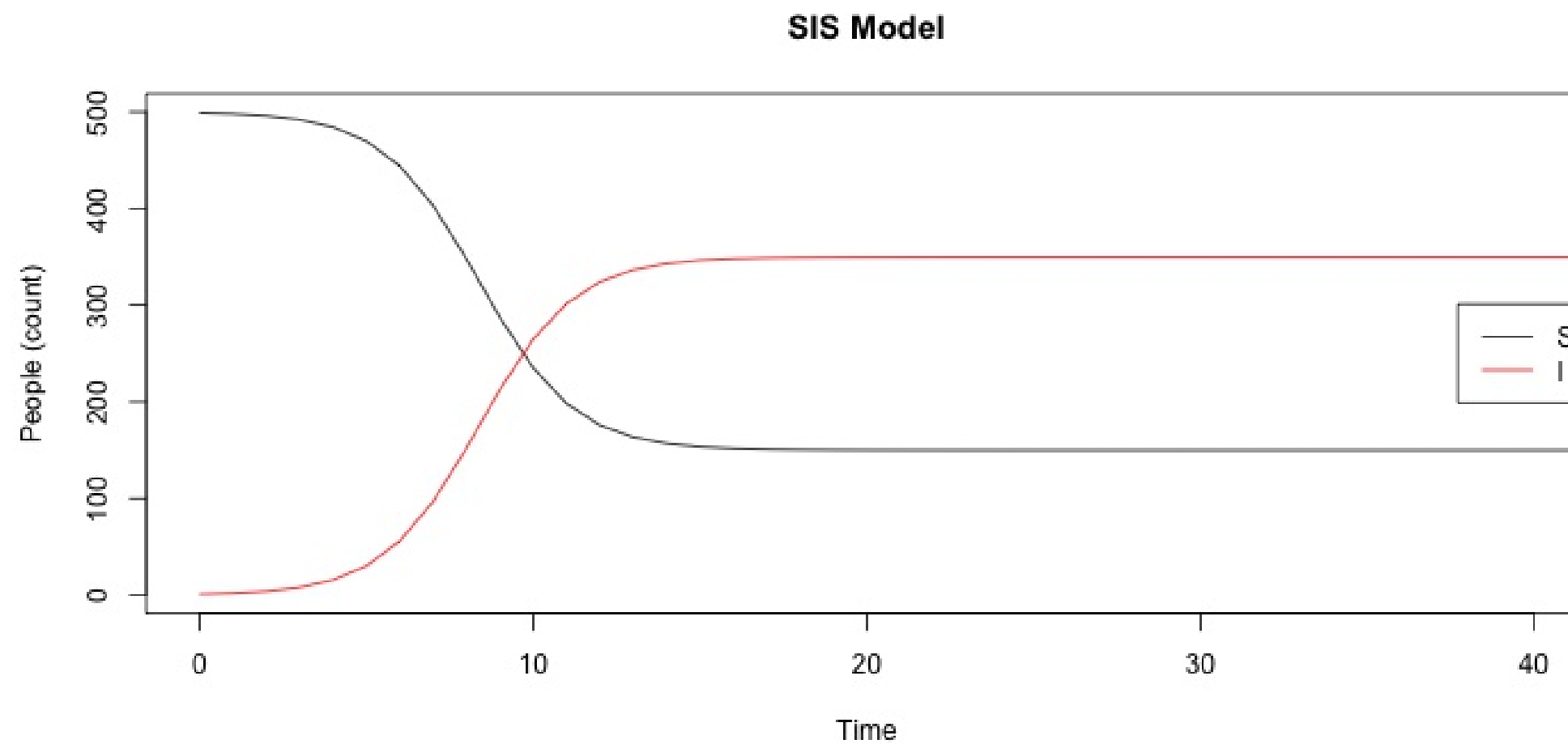
    N <- S + I
    dS <- - (beta * k * S * I) / N + (alpha * I)
    dI <- + (beta * k * S * I) / N - (alpha * I)

    der <- c(dS, dI)

    return(list(der))
  })
}

simulation_sis <- as.data.frame(ode(y = inits_sis, times = dt,
                                  func = SIS, parms = parms_sis))
```

```
matplot(x = simulation_sis[, 1], y = simulation_sis[, 2:3], type = "l",
        lty = 1, xlim = c(0, 40),
        xlab = "Time", ylab = "People (count)",
        main = "SIS Model")
legend(x = "right", legend = c('S', 'I'),
       col = 1:2, lty = 1)
```



SIR with births/deaths

With a neighbor, make an SIR model where people can be born S and everybody dies

Keep birth rate = death rate

Example of SIR with births/deaths

```
parms_bd <- c(beta = 0.333, k = 3, r = 0.333, birth = .02, death = .02)
inits_bd <- c(S = 499, I = 1, R = 0)
dt <- seq(0, 300, 1)

SIR_bd <- function(t, x, parms){
  with(as.list(c(parms, x)), {

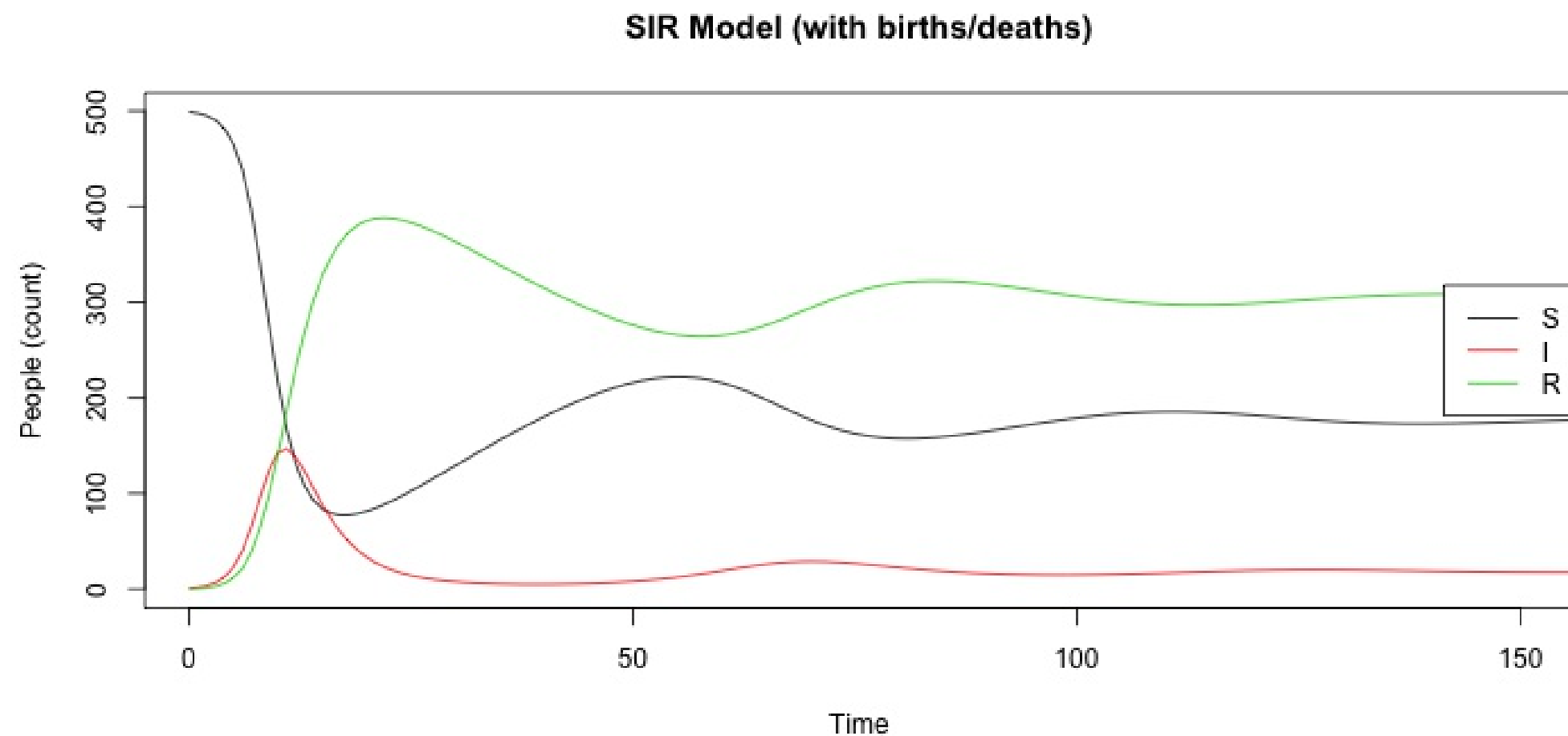
    N <- S + I + R
    dS <- - (beta * k * S * I) / N - (death * S) + (birth * N)
    dI <- + (beta * k * S * I) / N - r * I - (death * I)
    dR <- r * I - (death * R)

    der <- c(dS, dI, dR)

    return(list(der))
  })
}

simulation_bd <- as.data.frame(ode(y = inits_bd, times = dt,
                                func = SIR_bd, parms = parms_bd))
```

```
matplot(x = simulation_bd[, 1], y = simulation_bd[, 2:4], type = "l",  
        lty = 1, xlim = c(1, 150),  
        xlab = "Time", ylab = "People (count)",  
        main = "SIR Model (with births/deaths)")  
legend(x = "right", legend = c('S', 'I', 'R'),  
       col = 1:3, lty = 1)
```



Conclusion

- As you can see, ODE models can get complex, very quickly
 - We could add births, return rates, seasonality, age structure, vaccination, vectors, changing human behavior, etc.
- Models will get harder than this, but you're beyond the steep learning curve at this point
- You'll need to know how to modify and build on them, but not necessarily the details of R
 - Point of using R is just to allow you to quickly see what happens to dynamics when you modify a model

That's it.

Thanks